



Letter

First search for $K^+ \rightarrow \pi^0 \pi \mu e$ decays

The NA62 Collaboration



ARTICLE INFO

Editor: M. Doser

ABSTRACT

The first search for the lepton number violating decay $K^+ \rightarrow \pi^0 \pi^- \mu^+ e^+$ and lepton flavour violating decays $K^+ \rightarrow \pi^0 \pi^+ \mu^- e^+$, $K^+ \rightarrow \pi^0 \pi^+ \mu^+ e^-$ has been performed using a dataset collected by the NA62 experiment at CERN in 2016–2018. Upper limits of 2.9×10^{-10} , 3.1×10^{-10} and 5.0×10^{-10} , respectively, are obtained at 90% CL for the branching ratios of the three decays on the assumption of uniform phase-space distributions.

0. Introduction

In the Standard Model (SM), neutrinos are strictly massless due to the absence of right-handed chiral states. The discovery of neutrino oscillations requires non-zero neutrino masses, making it possible to discriminate experimentally between the Dirac and Majorana neutrino. Strong evidence for the Majorana nature of the neutrino would be provided by the observation of lepton number violating (LNV) processes, including kaon decays [1–4]. Furthermore, lepton flavour violating (LFV) kaon decays are expected in new physics models involving ALPs and Z' particles [5,6].

The NA62 experiment at CERN collected a large sample of K^+ decays to lepton pairs using dedicated trigger lines in 2016–2018. This dataset has been analysed to establish stringent upper limits on the LNV decays $K^+ \rightarrow \pi^-(\pi^0)e^+e^+$ [7], $K^+ \rightarrow \pi^-\mu^+\mu^+$ [8] and $K^+ \rightarrow \pi^-\mu^+e^+$ [9], LFV decays $K^+ \rightarrow \pi^+\mu^-e^+$ and $\pi^0 \rightarrow \mu^-e^+$ [9], and the $K^+ \rightarrow \mu^-e^+e^+$ decay violating either LN or LF conservation depending on the flavour of the emitted neutrino [10]. The first search for the LNV decay $K^+ \rightarrow \pi^0 \pi^- \mu^+ e^+$ and LFV decays $K^+ \rightarrow \pi^0 \pi^+ \mu^\pm e^\mp$ performed with the above dataset is reported here.

1. Beam, detector and data sample

The NA62 beamline and detector layout [11] used in 2018 is shown schematically in Fig. 1. An unseparated secondary beam of π^+ (70%), protons (23%) and K^+ (6%) is created by directing 400 GeV/c protons extracted from the CERN SPS onto a beryllium target in spills of 4.8 s duration. The beam central momentum is 75 GeV/c, with a momentum spread of 1% (rms).

Beam kaons are tagged with a time resolution of 70 ps by a differential Cherenkov counter (KTAG), which uses nitrogen gas at 1.75 bar pressure contained in a 5 m long vessel as radiator. Beam particle positions, momenta and times (to better than 100 ps resolution) are measured by a silicon pixel spectrometer consisting of three stations (GTK1,2,3) and four dipole magnets forming an achromat. A toroidal muon sweeper (scraper, SCR) is installed between GTK1 and GTK2. A 1.2 m thick steel

collimator (COL) with a 76×40 mm² central aperture and 1.7×1.8 m² outer dimensions is placed upstream of GTK3 to absorb hadrons from upstream K^+ decays; a variable-aperture collimator of 0.15×0.15 m² outer dimensions was used up to early 2018. Inelastic interactions of beam particles in GTK3 are detected by an array of scintillator hodoscopes (CHANTI). A dipole magnet (TRIM5) providing a 90 MeV/c horizontal momentum kick is located in front of GTK3. The beam is delivered into a vacuum tank evacuated to a pressure of 10^{-6} mbar, which contains a 75 m long fiducial volume (FV) starting 2.6 m downstream of GTK3. The beam angular spread at the FV entrance is 0.11 mrad (rms) in both horizontal and vertical planes. The probability of beam kaon decay in the FV is 12.5%. Downstream of the FV, undecayed beam particles continue their path in vacuum.

Momenta of charged particles produced in K^+ decays in the FV are measured by a magnetic spectrometer (STRAW) located in the vacuum tank downstream of the FV. The spectrometer consists of four tracking chambers made of straw tubes, and a dipole magnet (M) located between the second and third chambers that provides a horizontal momentum kick of 270 MeV/c in a direction opposite to that produced by TRIM5. The momentum resolution is $\sigma_p/p = (0.30 \oplus 0.005 \cdot p)\%$, with the momentum p expressed in GeV/c.

A ring-imaging Cherenkov detector (RICH) consisting of a 17.5 m long vessel filled with neon at atmospheric pressure (with a Cherenkov threshold of 12.5 GeV/c for pions) provides particle identification, charged particle time measurements with a typical resolution of 70 ps, and the trigger time. Two scintillator hodoscopes (CHOD), which include a matrix of tiles and two planes of slabs arranged in four quadrants located downstream of the RICH, provide trigger signals and time measurements with 200 ps precision.

A $27X_0$ thick quasi-homogeneous liquid-krypton (LKr) electromagnetic calorimeter is used for particle identification and photon detection. The calorimeter has an active volume of 7 m³, segmented in the transverse direction into 13248 projective cells of 2×2 cm² size, and provides energy resolution $\sigma_E/E = (4.8/\sqrt{E} \oplus 11/E \oplus 0.9)\%$, with E expressed in GeV. To achieve hermetic acceptance for photons emitted in K^+ decays in the FV at angles up to 50 mrad from the beam axis, the LKr

<https://doi.org/10.1016/j.physletb.2024.139122>

Received 7 September 2024; Received in revised form 14 October 2024; Accepted 7 November 2024

Available online 12 November 2024

0370-2693/© 2024 CERN for the benefit of the NA62 Collaboration. Published by Elsevier B.V. Funded by SCOAP³. This is an open access article under the CC BY license (<http://creativecommons.org/licenses/by/4.0/>).

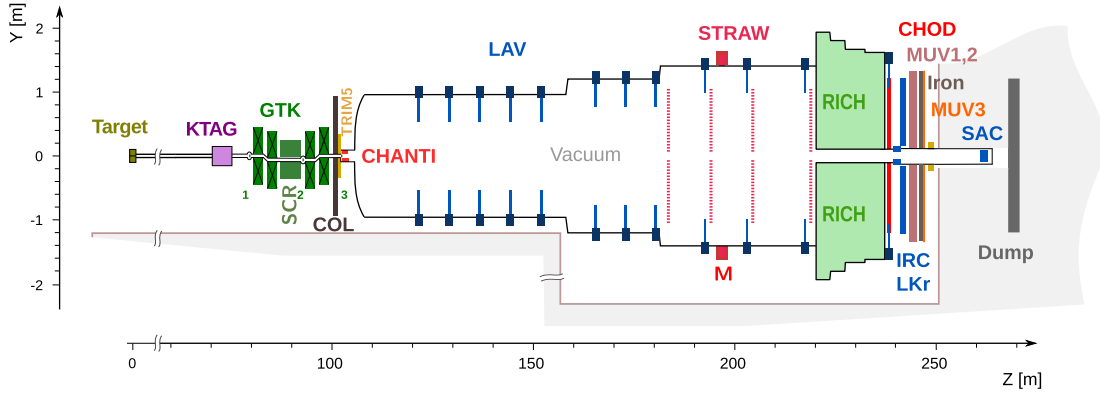


Fig. 1. Schematic side view of the NA62 beamline and detector used in 2018.

calorimeter is complemented by annular lead glass detectors (LAV) installed in 12 positions inside and downstream of the vacuum tank, and two lead/scintillator sampling calorimeters (IRC, SAC) located close to the beam axis. An iron/scintillator sampling hadronic calorimeter formed of two modules (MUV1,2) and a muon detector (MUV3) consisting of 148 scintillator tiles located behind an 80 cm thick iron wall are used for particle identification.

The data sample analysed is obtained from 8.9×10^5 SPS spills recorded in 2016–2018. The typical beam intensity was increased during the data collection time from 1.3×10^{12} to 2.2×10^{12} protons per spill. The latter value corresponds to a 500 MHz mean instantaneous beam particle rate at the FV entrance, and a 3.7 MHz mean K^+ decay rate in the FV. The main NA62 trigger line is designed for the collection of the very rare $K^+ \rightarrow \pi^+ \nu \bar{\nu}$ decay [12]. The present analysis is based on the dedicated multi-track (MT), electron multi-track (eMT) and muon multi-track (μ MT) trigger lines operating concurrently with the main trigger line [13,14], and downscaled typically by factors $D_{MT} = 100$, $D_{eMT} = 8$ and $D_{\mu MT} = 8$. The downscaling factors were varied during data-taking to accommodate the changes in the beam intensity.

The low-level (L0) hardware trigger in all three trigger lines is based on RICH signal multiplicity and coincidence of signals in two opposite CHOD quadrants. The μ MT (eMT) line additionally requires a minimum energy deposit of 10 (20) GeV in the LKr calorimeter. The μ MT line also requires a signal in an outer MUV3 detector tile (i.e. one of the 140 tiles not adjacent to the beam pipe). The high-level (L1) software trigger involves beam K^+ identification by the KTAG, reconstruction of a negatively-charged STRAW track and, only for the μ MT trigger line, fewer than three in-time signals in LAV detectors 2–11. For signal-like samples characterised by LKr energy deposit well above 20 GeV, the measured inefficiencies of the CHOD (STRAW) trigger conditions are typically at the 1% (5%) level, while those of the RICH, MUV3, KTAG and LKr conditions are of $\mathcal{O}(10^{-3})$.

Monte Carlo simulations of particle interactions with the detector and its response are performed using a software package based on the GEANT4 toolkit [15]. In addition, accidental activity is simulated and the response of the trigger lines is emulated.

2. Event selection

The rates of the possible signal decays $K^+ \rightarrow \pi^0 \pi \mu e$ (denoted $K_{\pi\pi\mu e}$ below) are measured with respect to the rate of the normalisation decay $K^+ \rightarrow \pi^+ e^+ e^-$ (denoted $K_{\pi ee}$ below), providing partial cancellation of detector and trigger inefficiencies. The $K_{\pi\pi\mu e}$ decay candidates are collected with the MT, eMT and μ MT trigger lines, while the $K_{\pi ee}$ decay candidates are collected with the MT and eMT lines only. The following principal selection criteria are common for the $K_{\pi\pi\mu e}$ and $K_{\pi ee}$ candidates.

- Three-track vertices are reconstructed by extrapolating STRAW tracks into the FV, taking into account the measured residual magnetic field in the vacuum tank, and selecting triplets of tracks consistent with originating from the same point. Exactly one vertex should be present in the event. The total charge of the three tracks should be $q = +1$. The longitudinal position of the vertex, z_{vtx} , should be within the FV. The momenta of the tracks forming the vertex should exceed 6 GeV/c. Track trajectories through the STRAW chambers and extrapolated positions in the CHOD and LKr calorimeter front planes should be within the respective geometrical acceptances. Tracks should be separated from each other by at least 15 mm in each STRAW chamber plane to suppress photon conversions, and at least 200 mm in the LKr front plane to reduce the effects of shower overlaps.
- Track times are initially defined using the CHOD information. The vertex time is initially evaluated as the average of the track CHOD times. Signals in the RICH geometrically compatible with the tracks, and within 3 ns of the vertex time, are used to evaluate track RICH times. Track and vertex time estimates are then refined using the RICH information. Each track is required to be within 2.5 ns of the trigger time.
- No signals are allowed in the LAV detectors downstream of the reconstructed vertex position within 4 ns of the vertex time. This condition suppresses backgrounds with photons in the final state. Most importantly, the $K^+ \rightarrow \pi^+ \pi^0 \pi_D^0$, $\pi_D^0 \rightarrow \gamma e^+ e^-$ background to the $K_{\pi\pi\mu e}$ decays is reduced by one order of magnitude.
- Particle identification is based on the ratio E/p of the energy deposited in the LKr calorimeter (within 50 mm of the track impact point and within 10 ns of the vertex time) to the momentum measured by the spectrometer. Pion (π^\pm), muon (μ^\pm) and electron (e^\pm) candidates are required to have $E/p < 0.85$, $E/p < 0.2$ and $0.9 < E/p < 1.1$, respectively. An associated MUV3 signal within 5 ns of the vertex time is required for muon candidates, while no such MUV3 signals are allowed for pion candidates.

The $K_{\pi ee}$ selection, identical to that of Ref. [10], includes the following additional criteria.

- The tracks forming the vertex should be identified as $\pi^+ e^+ e^-$, according to the above particle identification criteria.
- The total momentum of the three tracks, p_{vtx} , should satisfy the condition $|p_{\text{vtx}} - p_{\text{beam}}| < 2$ GeV/c, where p_{beam} is the peak value of the beam momentum. The total transverse momentum with respect to the beam axis should be below 30 MeV/c. The quantity p_{beam} and the beam axis direction, averaged over a few hours, are monitored throughout the data taking with fully reconstructed $K^+ \rightarrow \pi^+ \pi^+ \pi^-$ decays.

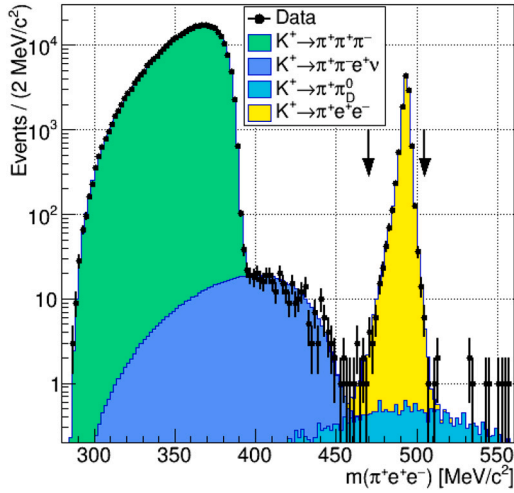


Fig. 2. Reconstructed $m_{\pi ee}$ spectra for data (with statistical errors) and simulated samples obtained with the $K_{\pi ee}$ selection. The normalisation region is shown with vertical arrows. The data events are not weighted; see Section 3 for details.

- The reconstructed $\pi^+e^+e^-$ mass, $m_{\pi ee}$, should be in the normalisation region defined as 470–505 MeV/c^2 , accounting for the mass resolution of 1.7 MeV/c^2 and the radiative tail. The reconstructed e^+e^- mass should be $m_{ee} > 140 \text{ MeV}/c^2$ to suppress backgrounds from the $K^+ \rightarrow \pi^+\pi^0$ decay followed by $\pi^0_D \rightarrow e^+e^-\gamma$, $\pi^0_{DD} \rightarrow e^+e^-e^+e^-$ and $\pi^0 \rightarrow e^+e^-$ decays. This leads to a relative acceptance reduction of 27%.

The following conditions are used to select the $K_{\pi\pi\mu e}$ candidates.

- The tracks forming the vertex should be identified as $\pi\mu e$, according to the above particle identification criteria. Track charges should correspond to one of the three signal decays, denoted unambiguously as the π^- , μ^- and e^- modes below.
- The π^0 meson is reconstructed via the $\pi^0 \rightarrow \gamma\gamma$ decay. Exactly two photon candidates are required, defined as reconstructed LKr energy deposit clusters within the geometrical acceptance, with energy above 2 GeV, within 5 ns of the vertex time, and separated by at least 150 mm from each other and from each track impact point in the LKr calorimeter front plane.
- The longitudinal coordinate of the “neutral vertex” is defined assuming a prompt $\pi^0 \rightarrow \gamma\gamma$ decay: $z_N = z_{\text{LKr}} - D_{12} \sqrt{E_1 E_2} / m_{\pi^0}$. Here D_{12} is the distance between the photon candidates in the LKr transverse plane at the z coordinate z_{LKr} ; $E_{1,2}$ are the photon candidate energies; m_{π^0} is the nominal π^0 mass [16].
- Consistency of the three-track and neutral vertices is required: $|z_{\text{vtx}} - z_N| < 8 \text{ m}$. Vertex position resolutions evaluated with simulations are $\delta z_{\text{vtx}} = 0.25 \text{ m}$ and $\delta z_N = 1.8 \text{ m}$.
- Photon momenta are computed using photon candidate energies and positions in the LKr calorimeter transverse plane, assuming emission at the three-track vertex. The π^0 momentum is computed as the sum of photon momenta, and the π^0 energy is computed using the π^0 mass.
- The total final-state momentum, $p_{\pi\pi\mu e}$, should be consistent with the beam momentum: the difference, $\Delta p = p_{\pi\pi\mu e} - p_{\text{beam}}$, should satisfy the condition $|\Delta p| < 3 \text{ GeV}/c$. The total transverse momentum of the final-state particles with respect to the beam axis should be $p_T < 30 \text{ MeV}/c$.
- The reconstructed $\pi^0\pi\mu e$ mass, $m_{\pi\pi\mu e}$, should be in the signal region 486–502 MeV/c^2 , which accounts for the mass resolution of 1.3 MeV/c^2 and non-gaussian tails.

3. Evaluation of the effective number of K^+ decays

The reconstructed $m_{\pi ee}$ spectra obtained using the $K_{\pi ee}$ selection for the data, simulated signal and background samples are displayed in Fig. 2. Below the $m_{\pi ee}$ normalisation region, the background is mainly due to $K^+ \rightarrow \pi^+\pi^+\pi^-$ decays with two pions (π^\pm) misidentified as electrons (e^\pm), and $K^+ \rightarrow \pi^+\pi^-e^+\nu$ decays with a pion (π^-) misidentified as an electron (e^-). In the $m_{\pi ee}$ normalisation region, 10975 decay candidates are observed in the data, with the background coming mainly from the $K^+ \rightarrow \pi^+\pi^0_D, \pi^0_D \rightarrow \gamma e^+e^-$ decay chain. This background is suppressed by the selection condition $m_{ee} > 140 \text{ MeV}/c^2$, and contributes via double particle misidentification ($\pi^+ \rightarrow e^+$ and $e^+ \rightarrow \pi^+$).

To account for the fact that the μMT trigger line is used to collect $K_{\pi\pi\mu e}$ candidates only, while the $e\text{MT}$ and MT lines are used to collect both $K_{\pi\pi\mu e}$ and $K_{\pi ee}$ candidates, a weight determined by the trigger downscaling factors is applied to each $K_{\pi ee}$ candidate in the data sample to evaluate the effective number of $K_{\pi ee}$ candidates for normalisation:

$$w = \frac{1 - \left(1 - \frac{1}{D_{e\text{MT}}}\right) \left(1 - \frac{1}{D_{\mu\text{MT}}}\right) \left(1 - \frac{1}{D_{\text{MT}}}\right)}{1 - \left(1 - \frac{1}{D_{e\text{MT}}}\right) \left(1 - \frac{1}{D_{\text{MT}}}\right)}$$

The weight quantifies the enhancement of the K^+ flux provided by the μMT trigger line collecting $K_{\pi\pi\mu e}$ candidates, and varies between 1.0 and 2.9 depending on the trigger configuration. Each factor $(1 - 1/D)$ represents the probability for an event not to be collected by a trigger line due to the downscaling applied.

The effective number of K^+ decays in the FV is computed as

$$N_K = \frac{(1-f) \cdot N_{\pi ee}}{B_{\pi ee} \cdot A_{\pi ee}} = (1.97 \pm 0.02_{\text{stat}} \pm 0.02_{\text{syst}} \pm 0.06_{\text{ext}}) \times 10^{12},$$

where $N_{\pi ee} = 21401$ is the number of weighted $K_{\pi ee}$ candidates in the data sample; $B_{\pi ee} = (3.00 \pm 0.09) \times 10^{-7}$ is the $K_{\pi ee}$ branching ratio [16]; $A_{\pi ee} = (3.62 \pm 0.03_{\text{syst}}) \times 10^{-2}$ is the selection acceptance evaluated with simulations; and $f = 1.0 \times 10^{-3}$ is the relative background contamination evaluated with simulations. The uncertainty in $A_{\pi ee}$ is estimated by varying the selection criteria. The statistical uncertainty in N_K is due to the finite number of $K_{\pi ee}$ candidates, the systematic uncertainty is due to $A_{\pi ee}$, and the external uncertainty is due to $B_{\pi ee}$. The normalisation sample and the N_K value are identical to those of Ref. [10].

4. Evaluation of the background to $K_{\pi\pi\mu e}$ decays

Background to the $K_{\pi\pi\mu e}$ decays is evaluated with simulations. The signal $m_{\pi\pi\mu e}$ regions (486–502 MeV/c^2) are kept masked for the data until the background estimates are finalised. Backgrounds from single K^+ decays and from coincidences of pairs of K^+ decays are considered. Simulated samples of pairs of decays occurring simultaneously are used in the latter case. Background is primarily due to particle misidentification. A dedicated data-driven particle identification model [7] is employed in the simulations: π^\pm and e^\pm (mis)identification probabilities measured with $K^+ \rightarrow \pi^+\pi^+\pi^-$ and $K^+ \rightarrow \pi^0e^+\nu$ decay samples are applied as weights to simulated events. The misidentification probabilities are found to be $\mathcal{O}(10^{-2})$ for $\pi^\pm \rightarrow e^\pm$ and $e^\pm \rightarrow \pi^\pm$ cases, and $\mathcal{O}(10^{-6})$ for the $e^\pm \rightarrow \mu^\pm$ case, and depend on momentum [7,10]. The data-driven approach avoids GEANT4-based modelling of the quantity E/p sensitive to simulation of hadronic showers, and increases the effective simulated statistics. Background sources, their branching ratios [16] used for normalisation, and misidentification processes involved in each case are listed in Table 1.

Estimation of the background from single K^+ decays with the above method was validated to a 20% precision in a dedicated study [7]. To validate the description of the background from coincidences, a loose selection is used, obtained from the signal selection by removing the Δp , p_T and LAV veto conditions, and inverting the $m_{\pi\pi\mu e}$ condition. Momentum difference (Δp) spectra for data and simulated samples obtained

Table 1

Sources of background to $K_{\pi\pi\mu e}$ decays, decay branching ratios (or their products), and misidentification processes leading to each of the three signal final states. In some cases of misidentification, a $\pi^\pm \rightarrow \mu^\pm \nu$ decay in flight is additionally required. Cases with no misidentification are classified as “direct” (a signal final state is produced directly), and “ π^\pm DIF” (with a $\pi^\pm \rightarrow \mu^\pm \nu$ decay in flight leading to the signal final state).

Background source	B	$\pi^0 \pi^- \mu^+ e^+$	$\pi^0 \pi^+ \mu^- e^+$	$\pi^0 \pi^+ \mu^+ e^-$
$K^+ \rightarrow \pi^+ \pi^0 \pi_D^0$	4.1×10^{-4}	$e^- \rightarrow \pi^-$	$e^- \rightarrow \mu^-$	$e^+ \rightarrow \pi^+$ or $e^+ \rightarrow \mu^+$
$K^+ \rightarrow \pi^+ \pi_D^0 \gamma$ ($E_\gamma > 10$ MeV)	7.8×10^{-6}	$e^- \rightarrow \pi^-$	$e^- \rightarrow \mu^-$	$e^+ \rightarrow \pi^+$ or $e^+ \rightarrow \mu^+$
$K^+ \rightarrow \pi^+ \pi^0 e^+ e^-$	4.2×10^{-6}	$e^- \rightarrow \pi^-$	$e^- \rightarrow \mu^-$	$e^+ \rightarrow \pi^+$ or $e^+ \rightarrow \mu^+$
$K^+ \rightarrow \pi_D^0 \mu^+ \nu \gamma$ ($E_\gamma > 10$ MeV)	7.4×10^{-7}	$e^- \rightarrow \pi^-$	–	$e^+ \rightarrow \pi^+$
$K^+ \rightarrow \pi^0 \pi_D^0 \mu^+ \nu$	7.9×10^{-8}	$e^- \rightarrow \pi^-$	–	$e^+ \rightarrow \pi^+$
$K^+ \rightarrow \pi^+ \pi^0 \pi^0, \pi^0 \rightarrow e^+ e^-$	2.6×10^{-9}	$e^- \rightarrow \pi^-$	$e^- \rightarrow \mu^-$	$e^+ \rightarrow \pi^+$ or $e^+ \rightarrow \mu^+$
$K^+ \rightarrow \pi^+ \pi^0 + K^+ \rightarrow \pi^+ \pi^+ \pi^-$	1.1×10^{-2}	$\pi^+ \rightarrow e^+$	$\pi^+ \rightarrow e^+$	$\pi^- \rightarrow e^-$
$K^+ \rightarrow \pi^+ \pi^0 \pi^0 + K^+ \rightarrow \pi^+ \pi^+ \pi^-$	1.0×10^{-3}	$\pi^+ \rightarrow e^+$	$\pi^+ \rightarrow e^+$	$\pi^- \rightarrow e^-$
$K^+ \rightarrow \pi^0 e^+ \nu + K^+ \rightarrow \pi^+ \pi^+ \pi^-$	2.8×10^{-3}	π^+ DIF	π^- DIF	$\pi^- \rightarrow e^-$
$K^+ \rightarrow \pi^0 \mu^+ \nu + K^+ \rightarrow \pi^+ \pi^+ \pi^-$	1.8×10^{-3}	$\pi^+ \rightarrow e^+$	$\pi^+ \rightarrow e^+$	$\pi^- \rightarrow e^-$
$K^+ \rightarrow \pi^+ \pi_D^0 + K^+ \rightarrow \mu^+ \nu$	1.5×10^{-3}	–	–	$e^+ \rightarrow \gamma$
$K^+ \rightarrow \pi^+ \pi_D^0 + K^+ \rightarrow \pi^+ \pi^0$	5.0×10^{-4}	$e^- \rightarrow \pi^-$	$e^- \rightarrow \mu^-$	π^+ DIF
$K^+ \rightarrow \pi^+ \pi^0 \pi_D^0 + K^+ \rightarrow \mu^+ \nu$	2.6×10^{-4}	$e^- \rightarrow \pi^-$	$e^- \rightarrow \mu^-$	direct
$K^+ \rightarrow \pi^+ \pi^0 \pi_D^0 + K^+ \rightarrow \pi^+ \pi^0$	8.3×10^{-5}	$e^- \rightarrow \pi^-$	$e^- \rightarrow \mu^-$	π^+ DIF
$K^+ \rightarrow \pi^0 \mu^+ \nu + K^+ \rightarrow \pi^+ \pi_D^0$	8.0×10^{-5}	$e^- \rightarrow \pi^-$	$e^- \rightarrow \mu^-$	direct
$K^+ \rightarrow \pi_D^0 \mu^+ \nu + K^+ \rightarrow \pi^+ \pi^0$	8.0×10^{-5}	$e^- \rightarrow \pi^-$	$e^- \rightarrow \mu^-$	direct
$K^+ \rightarrow \pi^+ \pi^0 \pi^0 + K^+ \rightarrow \pi^+ \pi_D^0$	4.2×10^{-5}	$e^- \rightarrow \pi^-$	$e^- \rightarrow \mu^-$	π^+ DIF
$K^+ \rightarrow \pi_D^0 e^+ \nu + K^+ \rightarrow \pi^0 \mu^+ \nu$	2.0×10^{-5}	$e^- \rightarrow \pi^-$	–	$e^+ \rightarrow \pi^+$
$K^+ \rightarrow \pi_D^0 e^+ \nu + K^+ \rightarrow \pi_D^0 \mu^+ \nu$	2.0×10^{-5}	$e^- \rightarrow \pi^-$	–	$e^+ \rightarrow \pi^+$
$K^+ \rightarrow \pi^0 \mu^+ \nu + K^+ \rightarrow \pi^+ \pi^0 \pi_D^0$	1.4×10^{-5}	$e^- \rightarrow \pi^-$	$e^- \rightarrow \mu^-$	direct
$K^+ \rightarrow \pi^0 \mu^+ \nu + K^+ \rightarrow \pi_D^0 \mu^+ \nu$	1.3×10^{-5}	$e^- \rightarrow \pi^-$	–	$e^+ \rightarrow \pi^+$
$K^+ \rightarrow \pi_D^0 \mu^+ \nu + K^+ \rightarrow \pi^+ \pi^0 \pi^0$	6.8×10^{-6}	$e^- \rightarrow \pi^-$	$e^- \rightarrow \mu^-$	direct
$K^+ \rightarrow \pi^+ \pi^- e^+ \nu + K^+ \rightarrow \pi^0 \mu^+ \nu$	1.4×10^{-6}	direct	π^- DIF	$\pi^- \rightarrow e^-$
$K^+ \rightarrow \pi^0 \pi^0 e^+ \nu + K^+ \rightarrow \pi^+ \pi^+ \pi^-$	1.4×10^{-6}	π^+ DIF	π^- DIF	$\pi^- \rightarrow e^-$

using the loose selection for each of the three $K_{\pi\pi\mu e}$ modes are shown in Fig. 3 (left). The regions of large Δp are populated exclusively by backgrounds from coincidences. The region $\Delta p > 10$ GeV/c for the μ^- mode (with the simplest background structure among the three modes) is used to normalise the backgrounds from coincidences, accounting for the mean probability of coincidence of two decays in the selection time window. The maximum deviation from unity of the ratios of data and simulated Δp spectra (Fig. 3, left) and p_T spectra (not shown) is found to be 40%.

Mass spectra for data and simulated background samples obtained with the full $K_{\pi\pi\mu e}$ selection are shown in Fig. 3 (right). For the π^- and e^- modes, background in the signal region is dominated by $K^+ \rightarrow \pi^+ \pi^0 \pi_D^0$ decays with an undetected soft photon from the $\pi_D^0 \rightarrow \gamma e^+ e^-$ decay, a $\pi^+ \rightarrow \mu^+ \nu$ decay in flight, and $e^- \rightarrow \pi^-$ ($e^+ \rightarrow \pi^+$) misidentification in the π^- (e^-) case. The missing photon and neutrino lead to a negative mean Δp value, as seen for the loose selection in Fig. 3 (left). For the μ^- mode, the $K^+ \rightarrow \pi^+ \pi^0 \pi_D^0$ contribution is suppressed by the low $e^- \rightarrow \mu^-$ misidentification probability. The background is smaller than for the other modes, and is dominated by coincidences of a $K^+ \rightarrow \pi^0 e^+ \nu$ and a $K^+ \rightarrow \pi^+ \pi^+ \pi^-$ decay, with a $\pi^- \rightarrow \mu^- \nu$ decay in flight and a π^+ not reconstructed in the spectrometer.

Background estimates in the sidebands of the $m_{\pi\pi\mu e}$ spectra, i.e. outside the signal regions in Fig. 3 (right), are compared to the observed numbers of data events for the full signal selection in Table 2. A signal selection without the LAV veto condition is considered as a cross-check; background estimates for this selection are also compared to the data in Table 2. In all cases, data and background estimates in the $m_{\pi\pi\mu e}$ sidebands agree within statistical uncertainties, which further validates the background evaluation procedure.

The final background estimates in the signal region are

$$K^+ \rightarrow \pi^0 \pi^- \mu^+ e^+ : N_{\text{bkg}} = 0.33 \pm 0.07,$$

$$K^+ \rightarrow \pi^0 \pi^+ \mu^- e^+ : N_{\text{bkg}} = 0.004 \pm 0.003,$$

$$K^+ \rightarrow \pi^0 \pi^+ \mu^+ e^- : N_{\text{bkg}} = 0.29 \pm 0.07.$$

Table 2

Background estimates in the sidebands of the $m_{\pi\pi\mu e}$ spectra with their statistical uncertainties, compared to the numbers of events observed in the data sample.

Mode	Full signal selection		Selection without the LAV veto	
	Estimate	Data	Estimate	Data
$K^+ \rightarrow \pi^0 \pi^- \mu^+ e^+$	3.26 ± 0.30	3	23.7 ± 0.8	25
$K^+ \rightarrow \pi^0 \pi^+ \mu^- e^+$	0.46 ± 0.14	1	0.85 ± 0.24	1
$K^+ \rightarrow \pi^0 \pi^+ \mu^+ e^-$	3.22 ± 0.28	6	31.7 ± 1.0	36

The uncertainties quoted above include a statistical component due to the limited size of simulated samples, and systematic components obtained by background studies as discussed above.

5. Results

Signal acceptances with their statistical uncertainties are evaluated with simulations, assuming uniform phase-space distributions:

$$A(K^+ \rightarrow \pi^0 \pi^- \mu^+ e^+) = (4.07 \pm 0.06) \times 10^{-3},$$

$$A(K^+ \rightarrow \pi^0 \pi^+ \mu^- e^+) = (3.76 \pm 0.06) \times 10^{-3},$$

$$A(K^+ \rightarrow \pi^0 \pi^+ \mu^+ e^-) = (2.37 \pm 0.05) \times 10^{-3}.$$

The uncertainties quoted above are dominated by the limited size of the simulated samples. Single-event sensitivities, defined as signal branching ratios corresponding to the observation of one signal event, are found to be

$$\begin{aligned} B_{\text{SES}}(K^+ \rightarrow \pi^0 \pi^- \mu^+ e^+) &= 1 / (N_K \cdot B_{\gamma\gamma} \cdot A(K^+ \rightarrow \pi^0 \pi^- \mu^+ e^+)) \\ &= (1.26 \pm 0.05) \times 10^{-10}, \end{aligned}$$

$$\begin{aligned} B_{\text{SES}}(K^+ \rightarrow \pi^0 \pi^+ \mu^- e^+) &= 1 / (N_K \cdot B_{\gamma\gamma} \cdot A(K^+ \rightarrow \pi^0 \pi^+ \mu^- e^+)) \\ &= (1.37 \pm 0.05) \times 10^{-10}, \end{aligned}$$

$$\begin{aligned} B_{\text{SES}}(K^+ \rightarrow \pi^0 \pi^+ \mu^+ e^-) &= 1 / (N_K \cdot B_{\gamma\gamma} \cdot A(K^+ \rightarrow \pi^0 \pi^+ \mu^+ e^-)) \\ &= (2.17 \pm 0.09) \times 10^{-10}. \end{aligned}$$

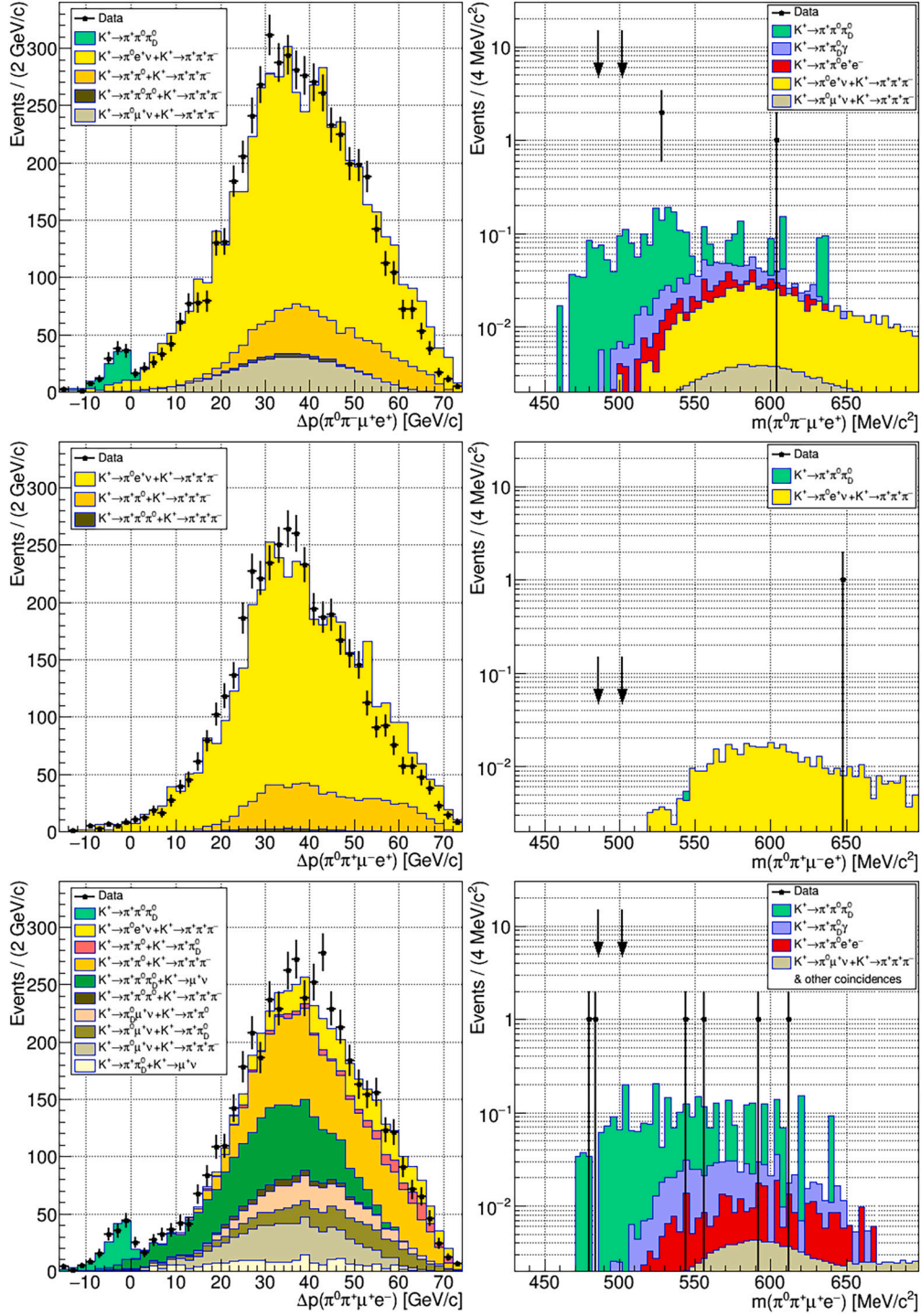


Fig. 3. Left: momentum difference (Δp) spectra for data and simulated samples obtained using a loose $K_{\pi\pi\mu e}$ selection without the Δp , p_T and LAV veto conditions, and with the $m_{\pi\pi\mu e}$ condition inverted. Right: mass ($m_{\pi\pi\mu e}$) spectra for data and simulated samples for the full selection; the signal $m_{\pi\pi\mu e}$ regions, shown with arrows, are not masked. Top row: $K^+ \rightarrow \pi^0\pi^-\mu^+e^+$ mode; middle row: $K^+ \rightarrow \pi^0\pi^+\mu^-e^+$ mode; bottom row: $K^+ \rightarrow \pi^0\pi^+\mu^+e^-$ mode.

Here $N_K = (1.97 \pm 0.07) \times 10^{12}$ is the effective number of kaon decays in the FV (Section 3), and $B_{\gamma\gamma} = (98.823 \pm 0.034)\%$ is the $\pi^0 \rightarrow \gamma\gamma$ branching ratio [16]. The uncertainties in B_{SES} are dominated by those in the external parameter $B_{\pi ee}$ and in the signal acceptances.

After unmasking the signal mass regions, no events are observed in the data for any of the three signal modes (Fig. 3, right). Upper limits of the signal branching ratios at 90% CL are evaluated using the CL_s method [17]:

$$B(K^+ \rightarrow \pi^0 \pi^- \mu^+ e^+) < 2.9 \times 10^{-10},$$

$$B(K^+ \rightarrow \pi^0 \pi^+ \mu^- e^+) < 3.1 \times 10^{-10},$$

$$B(K^+ \rightarrow \pi^0 \pi^+ \mu^+ e^-) < 5.0 \times 10^{-10}.$$

6. Summary

The first search for the lepton number violating decay $K^+ \rightarrow \pi^0 \pi^- \mu^+ e^+$ and lepton flavour violating decays $K^+ \rightarrow \pi^0 \pi^+ \mu^- e^+$, $K^+ \rightarrow \pi^0 \pi^+ \mu^+ e^-$ has been performed using the di-lepton dataset collected by the NA62 experiment at CERN in 2016–2018. Upper limits of 2.9×10^{-10} , 3.1×10^{-10} and 5.0×10^{-10} , respectively, are obtained at 90% CL for the branching ratios of the three decays on the assumption of uniform phase-space distributions.

Declaration of competing interest

The authors declare that they have no known competing financial interests or personal relationships that could have appeared to influence the work reported in this paper.

Acknowledgements

It is a pleasure to express our appreciation to the staff of the CERN laboratory and the technical staff of the participating laboratories and universities for their efforts in the operation of the experiment and data processing.

The cost of the experiment and its auxiliary systems was supported by the funding agencies of the Collaboration Institutes. We are particularly indebted to: F.R.S. - FNRS (Fonds de la Recherche Scientifique - FNRS), under Grants No. 4.4512.10, 1.B.258.20, Belgium; CECI (Consortium des Equipements de Calcul Intensif), funded by the Fonds de la Recherche Scientifique de Belgique (F.R.S. - FNRS) under Grant No. 2.5020.11 and by The Walloon Region, Belgium; NSERC (Natural Sciences and Engineering Research Council), funding SAPPJ-2018-0017, Canada; MEYS (Ministry of Education, Youth and Sports) funding LM 2018104, Czech Republic; BMBF (Bundesministerium für Bildung und

Forschung) contracts 05H12UM5, 05H15UMCNA and 05H18UMCNA, Germany; INFN (Istituto Nazionale di Fisica Nucleare), Italy; MIUR (Ministero dell'Istruzione, dell'Università e della Ricerca), Italy; CONA-CyT (Consejo Nacional de Ciencia y Tecnología), Mexico; IFA (Institute of Atomic Physics) Romanian CERN-RO No. 1/16.03.2016 and Nucleus Programme PN 19 06 01 04, Romania; MESRS (Ministry of Education, Science, Research and Sport of the Slovak Republic), Slovakia; CERN (European Organization for Nuclear Research), Switzerland; STFC (Science and Technology Facilities Council), United Kingdom; NSF (National Science Foundation) Award Numbers 1506088 and 1806430, U.S.A.; ERC (European Research Council) "UniversaLepto" advanced grant 268062, "KaonLepton" starting grant 336581, Europe.

Individuals have received support from: Charles University (Research Center UNCE/SCI/013, grant PRIMUS 23/SCI/025), Czech Republic; Czech Science Foundation (grant 23-06770S); Ministero dell'Istruzione, dell'Università e della Ricerca (MIUR "Futuro in ricerca 2012" grant RBF12JF2Z, Project GAP), Italy; The Royal Society (grants UF100308, UF0758946), United Kingdom; STFC (Rutherford fellowships ST/J00412X/1, ST/M005798/1), United Kingdom; ERC (grants 268062, 336581 and starting grant 802836 "AxScale"); EU Horizon 2020 (Marie Skłodowska-Curie grants 701386, 754496, 842407, 893101, 101023808).

Data availability

The authors do not have permission to share data.

References

- [1] L. Littenberg, R. Shrock, *Phys. Lett. B* 491 (2000) 285.
- [2] A. Atre, V. Barger, T. Han, *Phys. Rev. D* 71 (2005) 113014.
- [3] A. Atre, T. Han, S. Pascoli, B. Zhang, *J. High Energy Phys.* 05 (2009) 030.
- [4] A. Abada, et al., *J. High Energy Phys.* 02 (2018) 169.
- [5] C. Cornella, P. Paradisi, O. Sumensari, *J. High Energy Phys.* 01 (2020) 158.
- [6] E. Goudzovski, et al., *Rep. Prog. Phys.* 86 (2023) 016201.
- [7] E. Cortina Gil, et al., *Phys. Lett. B* 830 (2022) 137172.
- [8] E. Cortina Gil, et al., *Phys. Lett. B* 797 (2019) 134794.
- [9] E. Cortina Gil, et al., *Phys. Rev. Lett.* 127 (2021) 131802.
- [10] E. Cortina Gil, et al., *Phys. Lett. B* 838 (2023) 137679.
- [11] E. Cortina Gil, et al., *J. Instrum.* 12 (2017) P05025.
- [12] E. Cortina Gil, et al., *J. High Energy Phys.* 06 (2021) 93.
- [13] R. Ammendola, et al., *Nucl. Instrum. Methods Phys. Res., Sect. A* 929 (2019) 1.
- [14] E. Cortina Gil, et al., *J. High Energy Phys.* 03 (2023) 122.
- [15] J. Allison, et al., *Nucl. Instrum. Methods Phys. Res., Sect. A* 835 (2016) 186.
- [16] S. Navas, et al., *Phys. Rev. D* 110 (2024) 030001.
- [17] A.L. Read, *J. Phys. G* 28 (2002) 2693.

NA62 Collaboration

M.U. Ashraf^{id}, E. Cortina Gil^{id}, E. Minucci^{id,a}, S. Padolski^{id}, P. Petrov, A. Shaikhiev^{id,b}, R. Volpe^{id,c}

Université Catholique de Louvain, Louvain-La-Neuve, Belgium

T. Numao^{id}, Y. Petrov^{id}, B. Velghe^{id}, V.W.S. Wong^{id}

TRIUMF, Vancouver, British Columbia, Canada

D. Bryman^{id,d}, J. Fu

University of British Columbia, Vancouver, British Columbia, Canada

Z. Hives^{id}, T. Husek^{id,e}, J. Jerhot^{id,f}, K. Kampf^{id}, M. Kolesar^{id}, M. Zamkovsky^{id,g}







Charles University, Prague, Czech Republic

B. De Martino^{id}, M. Perrin-Terrin^{id}

Aix Marseille University, CNRS/IN2P3, CPPM, Marseille, France

B. Döbrich , S. Lezki , J. Schubert ^h






Max-Planck-Institut für Physik (Werner-Heisenberg-Institut), Garching, Germany

A.T. Akmete , R. Aliberti ⁱ, G. Khoraiuli ^j, J. Kunze, D. Lomidze ^k, L. Peruzzo , M. Vormstein,
R. Wanke 







Institut für Physik and PRISMA Cluster of Excellence, Universität Mainz, Mainz, Germany

P. Dalpiaz, M. Fiorini , I. Neri , A. Norton ^l, F. Petrucci , M. Soldani , H. Wahl ^m

Dipartimento di Fisica e Scienze della Terra dell'Università e INFN, Sezione di Ferrara, Ferrara, Italy

L. Bandiera , A. Cotta Ramusino , A. Gianoli , M. Romagnoni , A. Sytov 









INFN, Sezione di Ferrara, Ferrara, Italy

E. Iacopini , G. Latino , M. Lenti , P. Lo Chiato , I. Panichi , A. Parenti 








Dipartimento di Fisica e Astronomia dell'Università e INFN, Sezione di Firenze, Sesto Fiorentino, Italy

A. Bizzeti ⁿ, F. Bucci 






INFN, Sezione di Firenze, Sesto Fiorentino, Italy

A. Antonelli , G. Georgiev ^o, V. Kozhuharov ^o, G. Lanfranchi , S. Martellotti , M. Moulson ,
T. Spadaro , G. Tinti 








Laboratori Nazionali di Frascati, Frascati, Italy

F. Ambrosino , T. Capussela, M. Corvino , M. D'Errico , D. Di Filippo , R. Fiorenza ^p,
M. Francesconi , R. Giordano , P. Massarotti , M. Mirra , M. Napolitano , I. Rosa , G. Saracino 










Dipartimento di Fisica "Ettore Pancini" e INFN, Sezione di Napoli, Napoli, Italy

G. Anzivino , F. Brizioli ^g, E. Imbergamo, R. Lollini , R. Piandani ^q, C. Santoni 




Dipartimento di Fisica e Geologia dell'Università e INFN, Sezione di Perugia, Perugia, Italy

M. Barbanera , P. Cenci , B. Checcucci , P. Lubrano , M. Lupi ^r, M. Pepe , M. Piccini 

INFN, Sezione di Perugia, Perugia, Italy

F. Costantini , L. Di Lella ^m, N. Doble ^m, M. Giorgi , S. Giudici , G. Lamanna , E. Lari ,
E. Pedreschi , M. Sozzi 

Dipartimento di Fisica dell'Università e INFN, Sezione di Pisa, Pisa, Italy

C. Cerri, R. Fantechi , L. Pontisso ^s, F. Spinella 

INFN, Sezione di Pisa, Pisa, Italy

I. Mannelli 





Scuola Normale Superiore e INFN, Sezione di Pisa, Pisa, Italy

G. D'Agostini , M. Raggi 

Dipartimento di Fisica, Sapienza Università di Roma e INFN, Sezione di Roma I, Roma, Italy

A. Biagioni , P. Cretaro , O. Frezza , E. Leonardi , A. Lonardo , M. Turisini , P. Valente , P. Vicini 

INFN, Sezione di Roma I, Roma, Italy

R. Ammendola , V. Bonaiuto ^t, A. Fucci, A. Salamon , F. Sargeni ^u

INFN, Sezione di Roma Tor Vergata, Roma, Italy

R. Arcidiacono ^v, B. Bloch-Devaux ^{e,w}, M. Boretto ^g, E. Menichetti , E. Migliore , D. Soldi 

Dipartimento di Fisica dell'Università e INFN, Sezione di Torino, Torino, Italy

C. Biino ^x, A. Filippi , F. Marchetto 

INFN, Sezione di Torino, Torino, Italy

A. Briano Olvera ^{ID}, J. Engelfried ^{ID}, N. Estrada-Tristan ^{ID,y}, M.A. Reyes Santos ^{ID,y}, K.A. Rodriguez Rivera ^{ID}

Instituto de Física, Universidad Autónoma de San Luis Potosí, San Luis Potosí, Mexico

P. Boboc ^{ID}, A.M. Bragadireanu, S.A. Ghinescu ^{ID}, O.E. Hutanu

Horia Hulubei National Institute for R&D in Physics and Nuclear Engineering, Bucharest-Magurele, Romania

L. Bician ^{ID,z}, T. Blazek ^{ID}, V. Cerny ^{ID}, Z. Kucerova ^{ID,g}, T. Velas ^{ID}

Faculty of Mathematics, Physics and Informatics, Comenius University, Bratislava, Slovakia

J. Bernhard ^{ID}, A. Ceccucci ^{ID}, M. Ceoletta ^{ID}, H. Danielsson ^{ID}, N. De Simone ^{aa}, F. Duval, L. Federici ^{ID},
E. Gamberini ^{ID}, L. Gatignon ^{ID,b}, R. Guida, F. Hahn [†], E.B. Holzer ^{ID}, B. Jenninger, M. Koval ^{ID,z},
P. Laycock ^{ID,ab}, G. Lehmann Miotto ^{ID}, P. Lichard ^{ID}, A. Mapelli ^{ID}, K. Massri ^{ID,b}, M. Noy, V. Palladino ^{ID},
J. Pinzino ^{ID,ac}, V. Ryjov, S. Schuchmann ^{ID}, S. Venditti

CERN, European Organization for Nuclear Research, Geneva, Switzerland

X. Chang ^{ID}, A. Kleimenova ^{ID}, R. Marchevski ^{ID}

Ecole Polytechnique Fédérale Lausanne, Lausanne, Switzerland

T. Bache ^{ID}, M.B. Brunetti ^{ID,ad}, V. Duk ^{ID,c}, V. Fascianelli ^{ae}, J.R. Fry ^{ID}, F. Gonnella ^{ID}, E. Goudzovski ^{ID,*},
J. Henshaw ^{ID}, L. Iacobuzio, C. Kenworthy ^{ID}, C. Lazzeroni ^{ID}, N. Lurkin ^{ID}, F. Newson, C. Parkinson ^{ID},
A. Romano ^{ID}, J. Sanders ^{ID}, A. Sergi ^{ID,af}, A. Sturges ^{ID}, J. Swallow ^{ID,ag}, A. Tomczak ^{ID}

School of Physics and Astronomy, University of Birmingham, Birmingham, United Kingdom

H. Heath ^{ID}, R. Page, S. Trilov ^{ID}

School of Physics, University of Bristol, Bristol, United Kingdom

B. Angelucci, D. Britton ^{ID}, C. Graham ^{ID}, D. Protopopescu ^{ID}

School of Physics and Astronomy, University of Glasgow, Glasgow, United Kingdom

J. Carmignani ^{ID,ah}, J.B. Dainton, R.W.L. Jones ^{ID}, G. Ruggiero ^{ID,ai}

Physics Department, University of Lancaster, Lancaster, United Kingdom

L. Fulton, D. Hutchcroft ^{ID}, E. Maurice ^{ID,aj}, B. Wrona ^{ID}

School of Physical Sciences, University of Liverpool, Liverpool, United Kingdom

A. Conovaloff, P. Cooper, D. Coward ^{ID,ak}, P. Rubin ^{ID}

Physics and Astronomy Department, George Mason University, Fairfax, VA, USA

A. Baeva, D. Baigarashev ^{ID,al}, V. Bautin ^{ID}, D. Emelyanov, T. Enik ^{ID}, V. Falaleev ^{ID,c}, S. Fedotov,
K. Gorshanov ^{ID}, E. Gushchin ^{ID}, V. Kekelidze ^{ID}, D. Kereibay, S. Kholodenko ^{ID,ac}, A. Khotyantsev,
A. Korotkova, Y. Kudenko ^{ID}, V. Kurochka, V. Kurshetsov ^{ID}, L. Litov ^{ID,o}, D. Madigozhin ^{ID}, M. Medvedeva,
A. Mefodev, M. Misheva ^{am}, N. Molokanova, S. Movchan, V. Obraztsov ^{ID}, A. Okhotnikov ^{ID}, A. Ostankov [†],
I. Polenkevich, Yu. Potrebenikov ^{ID}, A. Sadovskiy ^{ID}, K. Salamatin ^{ID}, V. Semenov [†], S. Shkarovskiy,
V. Sugonyaev ^{ID}, O. Yushchenko ^{ID}, A. Zinchenko [†]

An Institute or an international laboratory covered by a cooperation agreement with CERN

* Corresponding author.

E-mail address: evgueni.goudzovski@cern.ch (E. Goudzovski).

† Deceased.

^a Present address: Syracuse University, Syracuse, NY 13244, USA.

^b Present address: Physics Department, University of Lancaster, Lancaster, LA1 4YB, UK.

^c Present address: INFN, Sezione di Perugia, I-06100 Perugia, Italy.

^d Also at TRIUMF, Vancouver, British Columbia, V6T 2A3, Canada.

^e Also at School of Physics and Astronomy, University of Birmingham, Birmingham, B15 2TT, UK.

- ^f Present address: Max-Planck-Institut für Physik (Werner-Heisenberg-Institut), Garching, D-85748, Germany.
- ^g Present address: CERN, European Organization for Nuclear Research, CH-1211 Geneva 23, Switzerland.
- ^h Also at Department of Physics, Technical University of Munich, München, D-80333, Germany.
- ⁱ Present address: Institut für Kernphysik and Helmholtz Institute Mainz, Universität Mainz, Mainz, D-55099, Germany.
- ^j Present address: Universität Würzburg, D-97070 Würzburg, Germany.
- ^k Present address: European XFEL GmbH, D-22869 Schenefeld, Germany.
- ^l Present address: School of Physics and Astronomy, University of Glasgow, Glasgow, G12 8QQ, UK.
- ^m Present address: Institut für Physik and PRISMA Cluster of Excellence, Universität Mainz, D-55099 Mainz, Germany.
- ⁿ Also at Dipartimento di Scienze Fisiche, Informatiche e Matematiche, Università di Modena e Reggio Emilia, I-41125 Modena, Italy.
- ^o Also at Faculty of Physics, University of Sofia, BG-1164 Sofia, Bulgaria.
- ^p Present address: Scuola Superiore Meridionale e INFN, Sezione di Napoli, I-80138 Napoli, Italy.
- ^q Present address: Instituto de Física, Universidad Autónoma de San Luis Potosí, 78240 San Luis Potosí, Mexico.
- ^r Present address: Institut am Fachbereich Informatik und Mathematik, Goethe Universität, D-60323 Frankfurt am Main, Germany.
- ^s Present address: INFN, Sezione di Roma I, I-00185 Roma, Italy.
- ^t Also at Department of Industrial Engineering, University of Roma Tor Vergata, I-00173 Roma, Italy.
- ^u Also at Department of Electronic Engineering, University of Roma Tor Vergata, I-00173 Roma, Italy.
- ^v Also at Università degli Studi del Piemonte Orientale, I-13100 Vercelli, Italy.
- ^w Present address: Université Catholique de Louvain, B-1348 Louvain-La-Neuve, Belgium.
- ^x Also at Gran Sasso Science Institute, I-67100 L'Aquila, Italy.
- ^y Also at Universidad de Guanajuato, 36000 Guanajuato, Mexico.
- ^z Present address: Charles University, 116 36 Prague 1, Czech Republic.
- ^{aa} Present address: DESY, D-15738 Zeuthen, Germany.
- ^{ab} Present address: Brookhaven National Laboratory, Upton, NY 11973, USA.
- ^{ac} Present address: INFN, Sezione di Pisa, I-56100 Pisa, Italy.
- ^{ad} Present address: Department of Physics, University of Warwick, Coventry, CV4 7AL, UK.
- ^{ae} Present address: Center for theoretical neuroscience, Columbia University, New York, NY 10027, USA.
- ^{af} Present address: Dipartimento di Fisica dell'Università e INFN, Sezione di Genova, I-16146 Genova, Italy.
- ^{ag} Present address: Laboratori Nazionali di Frascati, I-00044 Frascati, Italy.
- ^{ah} Present address: School of Physical Sciences, University of Liverpool, Liverpool, L69 7ZE, UK.
- ^{ai} Present address: Dipartimento di Fisica e Astronomia dell'Università e INFN, Sezione di Firenze, I-50019 Sesto Fiorentino, Italy.
- ^{aj} Present address: Laboratoire Leprince Ringuet, F-91120 Palaiseau, France.
- ^{ak} Also at SLAC National Accelerator Laboratory, Stanford University, Menlo Park, CA 94025, USA.
- ^{al} Also at L. N. Gumilyov Eurasian National University, 010000 Nur-Sultan, Kazakhstan.
- ^{am} Present address: Institute of Nuclear Research and Nuclear Energy of Bulgarian Academy of Science (INRNE-BAS), BG-1784 Sofia, Bulgaria.